

**NEOTECH<sup>®</sup>**

*Making a Difference*


# Neotech Cell Wipe™ and Cell Shield™

Cell Phone and Mobile Device Wipe and Cover



# Neotech Cell Wipe™

Cell Phone and Mobile Device Wipe



## FEATURES AND BENEFITS

- Disposable, pre-moistened wipe
- Lint free and non-abrasive
- Streak free and anti static
- Eliminates smudges, fingerprints and oils
- Ready to use dispenser box
- Individually packaged



Made in USA

*New self-sealing*

# Neotech Cell Shield™

Cell Phone and Mobile Device Cover



## FEATURES AND BENEFITS

- Helps to keep cell phones and other mobile devices clean
- Touch, talk, swipe and take pictures right through the clear cover
- Self-sealing flap
- Disposable
- Ready to use dispenser box
- Not made with natural rubber latex or plasticizer DEHP

| Cat No.                            | Item                     | Qty/Unit    |
|------------------------------------|--------------------------|-------------|
| N15250                             | Cell Wipe                | 1000/case*  |
| *4 boxes of 250                    |                          |             |
| N15200                             | Cell Wipe & Shield Combo | 200ea/box** |
| **2 box minimum on purchase orders |                          |             |



# Neotech Cell Wipe™ and Cell Shield™

## Cell Phone and Mobile Device Wipe and Cover

### INTENDED USE

The Neotech Cell Shield is intended for use as a temporary cover to help keep cell phones and other mobile devices clean. The Neotech Cell Wipe is intended for use to clean cell phones and other mobile devices.

### DIRECTIONS FOR USE

**Step 1** Tear open Cell Wipe packet, remove and unfold wipe.

**Step 2** Wipe surface of cell phone or mobile device.

**Step 3** Wait for tissue to dry slightly; polish for streak free clarity. Dispose of in trash.

**Step 4** Wash or sanitize hands.

**Step 5** Pull out Cell Shield from dispenser box.

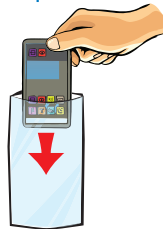
**Step 6** Insert cell phone or mobile device into cover, camera end first as shown.

**Step 7** Remove adhesive liner, fold self-sealing flap over back side of device, and seal.

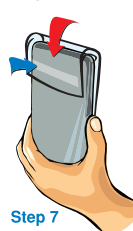
**Step 8** Replace Cell Shield every 12 hours or sooner if visibly soiled or torn. Discard after use.



Step 1



Step 6



Step 7

### GENERAL INFORMATION

#### Cell Wipe

##### Ingredients

Water, isopropanol, propylene glycol monopropyl ether.

##### Product Material

20# Moist Towelette

##### Size

8 in. x 5 in.

##### Packaging

Individually packaged: Yes

Package type: Plastic-lined foil

Dispenser box: Yes

#### Cell Shield

##### Product Materials

Recyclable 1.5 mil polypropylene

Not made with natural rubber latex

Not made with plasticizer DEHP

##### Size

With flap open: 120 mm x 222 (4.75 in x 8.75 in)

With flap closed: 120 mm x 184 mm (4.75 in x 7.25 in)

##### Packaging

Dispenser box: Yes

Visit [neotechproducts.com](http://neotechproducts.com) for the most up-to-date information.

Boxes are printed with environmentally friendly soy ink on recyclable material.

### CAUTIONS & WARNINGS

Not intended for medical use.

Cover not intended to protect devices from water or other damage.

Do not use wipe to clean skin.

Do not expose wipe to open flame.

In case of eye contact, immediately flush eyes thoroughly with water.

Keep out of reach of children.

Always follow device manufacturer's guidelines.

Do not dispose of in toilet.

Single use only.

For more information or to order your FREE sample call  
**1-800-966-0500** or visit [neotechproducts.com](http://neotechproducts.com)

Neotech Products • 28430 Witherspoon Parkway • Valencia, CA 91355